

**TATA STEEL**

**Steel n Style**

A **TATA** STEEL PRODUCT




It's not just furniture, it's family

# ABOUT US

**Steel n Style** is a furniture brand from the house of Tata Steel. Envisioned in 2007 to cater to India's growing demand for steel furniture, today we have become one of India's leading steel furniture brands with more than 300 outlets across Eastern India.

Steel n Style's growth has shown that a commitment to quality & trust in a brand can win hearts of every customer. Steel n Style is built on the following four pillars :



---

Steel n Style is unique in its commitment to quality, ensuring that every product our customers buy is made from the finest steel India has to offer. Every component that goes into manufacturing our products are sourced from the best suppliers and our standards are meticulously maintained.


---

---

We take every possible step to make sure our products withstand the test of time. Steel n Style products are built for a lifetime of use.

We understand that our wardrobes & lockers are where our customers store their most prized valuables and we keep the commitment to keep them safe & secure very seriously.

---



# Trust



Every product from Steel n Style carries an assurance of fair value.

**Steel n Style**  
A TATA STEEL PRODUCT

---

We value the trust our customers have in our brand. Ensuring that our customers get the promised weight & thickness is what differentiates us from our competitors. We also maintain one of the best in class after-sales service; so our customers can rest assured that they have made the right choice with Steel n Style.

---

---

We make sure that the customer gets what they pay for. The finest raw material, the best production processes and stringent quality standards make each Steel n Style value for money. Our Recommended Consumer Prices are also listed on our website for all to see to make sure that each customer's interests are safeguarded.

---

# Full Value



Every product from Steel n Style is a perfect balance of investment and satisfaction.

**Steel n Style**  
A TATA STEEL PRODUCT

# Steel n Style for homes

The home range comprises of wardrobes, dressing tables, beds, showcases & traditional alnas which are a great addition to your living space. The range is designed to cater to various individual needs through multiple choices in terms of utility, design, colour & size.

**Steel n Style**  
A TATA STEEL PRODUCT






**AFFINITY P1**  
Weight - 75 kg




**AFFINITY P2**  
Weight - 75 kg



**MAJESTIC P2**  
Weight - 110 kg



**MAJESTIC P3**  
Weight - 112 kg



**MAJESTIC P4**  
Weight - 119 kg



### DIMENSIONS

Model	Gauge	Width	Depth	Height
Affinity Series	20	36"	20"	77"
Majestic Series	20	53"	20"	77"

BODY	DOOR				
Grey	Grey	Dark Grey	Sky Blue	Brown	
White	Purple	Glossy Pink	Rose Pink	Cherry Red	



**SLIMISH P1**  
Weight - 60 kg



**SLIMISH P2**  
Weight - 57 kg



**SLIMISH P3**  
Weight - 62 kg



**SLIMISH P4**  
Weight - 62 kg



**SLIMISH MP3**  
Weight - 92 kg



**STYLISTIC P2**  
Weight - 60 kg

### DIMENSIONS

Model	Gauge	Width	Depth	Height
Slimish P1 - P4	20	36"	19"	75"
Slimish MP3	20	53"	19"	75"
Stylistic P2	20	56"	16"	42"

BODY	DOOR			
Grey	Grey	Dark Grey	Sky Blue	Brown
White	Purple	Glossy Pink	Rose Pink	Cherry Red



**AFFORDO P1**  
Weight - 58 kg



**AFFORDO P2**  
Weight - 61 kg



**AFFORDO MP3**  
Weight - 89 kg



**DRESSING P1**  
Weight - 68 kg



**DRESSING P2**  
Weight - 101 kg



**STYLISTIC P4**  
Weight - 49 kg

### DIMENSIONS

Model	Gauge	Width	Depth	Height
Affordo P1-P2	22	36"	19"	75"
Affordo MP3	22	53"	19"	75"
Dressing P1- P2	22	54"	19"	75"
Stylistic P4	20	48"	16"	42"

BODY	DOOR			
Grey	Grey	Dark Grey	Sky Blue	Brown
White	Purple	Glossy Pink	Rose Pink	Cherry Red



**NOUVELLE P3 with Secret Locker**  
Weight - 81 kg



**NOUVELLE P4 with Secret Locker**  
Weight - 86 kg



**JEWEL P3**  
Weight - 79 kg



**JEWEL P4**  
Weight - 80 kg



**MAMMOTH**  
Weight - 159 kg

### DIMENSIONS

Model	Gauge	Width	Depth	Height
Nouvelle Series	20	36"	20"	77"
Jewel Series	20	36"	22"	77"
Mammoth	20	71"	20"	77"

### BODY



Grey



White

### DOOR



Grey



Dark Grey



Sky Blue



Brown



Purple



Glossy Pink



Rose Pink



Cherry Red





**ALNA P1**  
Weight - 13 kg



**ALNA P2**  
Weight - 13 kg



**ALNA P3**  
Weight - 9 kg



**BLISS 6' / 5' / 4' / 3'**  
Weight - 42 kg / 37 kg / 32 kg / 27 kg

### DIMENSIONS

Model	Gauge	Width	Depth	Height
Alna	20/24	48"	12"	54"
Bed	16	72" / 60" / 48" / 36"	76"	36"

- ❖ Easy Do-it-Yourself Assembly
- ❖ All items come in flat packaging & easy to transport
- ❖ Made from Anti-Rust Galvanized Pipes



## Steel n Style for offices

The office range offers a splendid variety designed to withstand the relentlessness of the corporate environment. Each and every place delivers the promise of impeccable quality associated with the legacy of Tata Steel.

**Steel n Style**  
A TATA STEEL PRODUCT



**ELEGANCE P1**  
Weight - 72 kg



**ELEGANCE P2**  
Weight - 74 kg



**ELEGANCE SP4**  
Weight - 58 kg



**ELEGANCE GLASS DOOR**  
Weight - 56 kg

### DIMENSIONS

Model	Gauge	Width	Depth	Height
Elegance P1/ P2	20	36"	20"	77"
Elegance SP4/Glass Door	20	36"	19"	75"





**ELEGANCE P3**  
Weight - 40 kg



**ELEGANCE P3 with Locker**  
Weight - 42 kg



**BOOKISH P1**  
Weight - 53 kg



**BOOKISH P2**  
Weight - 42 kg

### DIMENSIONS

Model	Gauge	Width	Depth	Height
Elegance P3	21	30"	17"	49"
Bookish P1/P2	21	35"	15"	68"/52"





Model	Height	Width	Depth	Weight
Shield P1	10"	14"	10"	7.5 kg
Shield P2	12"	16"	13"	11.5 kg

- Mount to wall or shelf for extra security
- Battery operated with Emergency key

**SHIELD Safety Locker**



**FILING P1**  
Weight - 46 kg



**FILING P2**  
Weight - 37 kg

**DIMENSIONS**

Model	Gauge	Width	Depth	Height
Filing P1/P2	20	18"	24"	52"/40"





## DEXTER

Knock Down Table with Wooden Top

Top - 4' x 2' OR 5' x 3'

Bottom Structure - 43" W x 19" D x 30" H

Weight - 22 kg



## STEELY P3

Welded Table with Steel Top

Top - 5' x 3'

Bottom Structure - 58" W x 31" D x 30" H

Weight - 48kg



## SLOTTED ANGLE RACKS

Knock Down Storage Systems

Shelves - 15" D x 36" W OR 18" D x 36" W

Angles - 6'6" Height OR 8' Height

Nuts, Bolts, Kona & Angle Shoes free

Customized orders also accepted

## SLOTTED ANGLED RACK



Every inch of steel used in Steel n Style products is sourced from Tata Steel. This consistency in raw material very obviously translates to our finished product.

---



**Custom Made Locks** give unmatched strength & security to your belongings. The door locks which go into Steel n Style almirahs are designed in collaboration with leading lock suppliers of India.

---



All our products are chemically pre-treated and **Powder Coated** to give them a finish which suits your home or office. This kind of coating is more resistant to chipping & scratching because of the thermal bonding it undergoes during curing.

---



All Steel n Style products are covered under a **3 year warranty** from manufacturing defects. Our team of service technicians are well-equipped & experienced to make sure your Steel n Style furniture lasts you a lifetime.

# Steel n Style

A **TATA** STEEL PRODUCT

## Contact Us

Phone : 9127752810 / 8486023248 / 8486023202

Email : [customercare@steelstyle.in](mailto:customercare@steelstyle.in) / [sales@sagarsteels.co.in](mailto:sales@sagarsteels.co.in)

## H.O : Steel n Style

C/o : Sagar Steels, Protech Pritam  
Near Masjid, SJ Road, Athgaon  
Guwahati, Assam - 781001

Check our Prices & locate Dealer outlets on  
[www.steelstyle.in](http://www.steelstyle.in)



SAGAR STEELS

Master Franchisors  
[www.sagarsteels.co.in](http://www.sagarsteels.co.in)



[www.facebook.com/TataSteelSnS](http://www.facebook.com/TataSteelSnS)

Authorised dealer

